



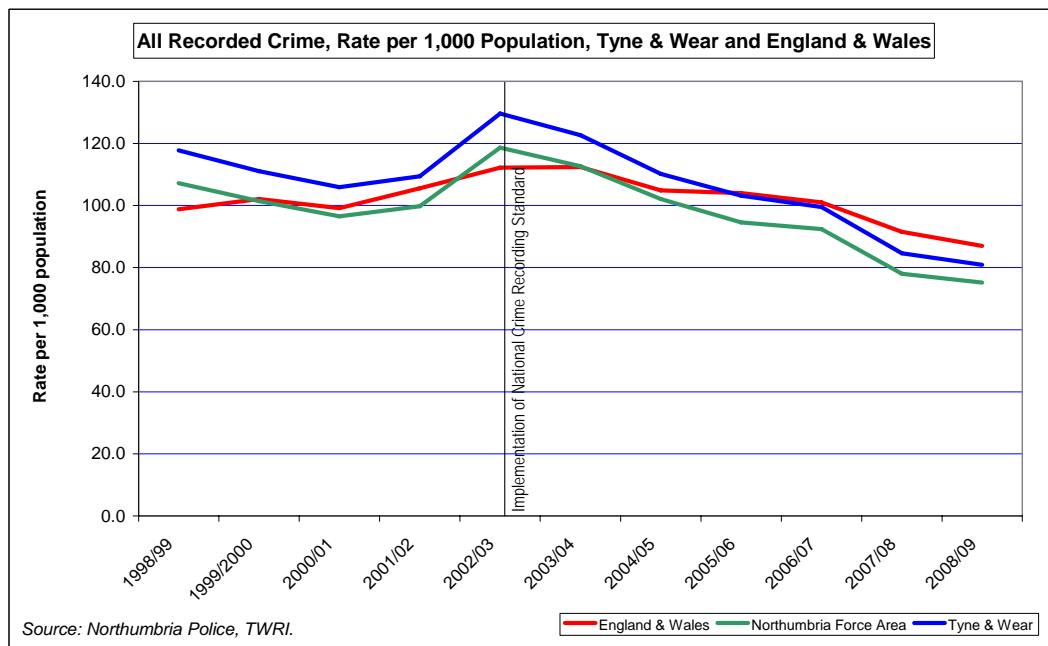
CRIME IN TYNE & WEAR

This bulletin provides a summary of police recorded crime in Tyne & Wear from Q1 2007 to Q1 2009.

In 2008/09 88,117 crimes were recorded in Tyne & Wear. This was 41,900 crimes less than in 1998/99¹. In Q1 (April – June) 2009 the total number of recorded crimes in Tyne & Wear was 20,087, a decrease of 17.5% from Q1 2007.

Recorded Crime – Time Series

- Since 2002/03 (adoption of the NCRS¹) the rate of total crime in Tyne & Wear has fallen by 48.8 per 1,000 population to 80.9. In England & Wales a similar fall was experienced, down by 25.2 per 1,000 population to 87.0.
- The total number of recorded crimes in Tyne & Wear fell from 140,922 to 88,117 between 2002/03 and 2008/09 and in England & Wales from 5,899,450 to 4,703,814 over the same period.



Crimes by Type, Quarter April – June 2009

- The total number of recorded crimes in Tyne & Wear in Q1 (April–June) 2009 was 20,087, -17.5% lower than in Q1 2007 and -11.7% lower than in Q1 2008.
- Between Q1 2007 and Q1 2009 the rate per 1,000 population (households Burglary-Dwelling) fell in ten crime types, stayed the same in one crime type, but rose in Drug Offences.

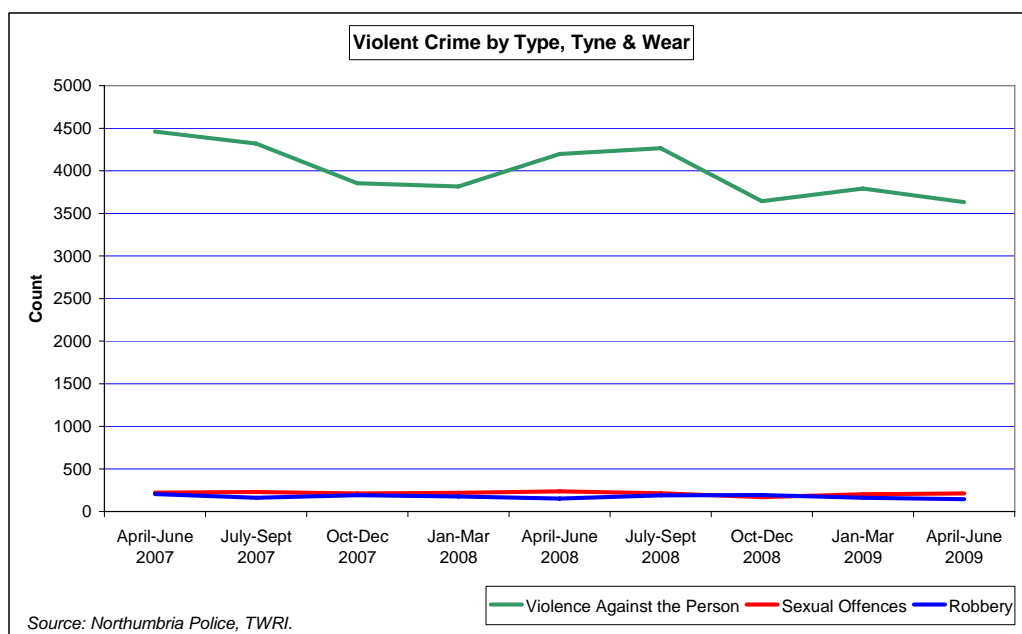
	2007	2008	2009
Violence Against the Person	4.1	3.9	3.3
Sexual Offences	0.2	0.2	0.2
Robbery	0.2	0.1	0.1
Burglary - Dwelling *	2.5	2.4	2.0
Burglary - Non-dwelling	1.4	1.2	1.1
Theft of Vehicles	0.7	0.5	0.5
Theft from Vehicles	1.7	1.4	1.1
Theft Other	5.3	5.4	4.8
Fraud & Forgery	0.5	0.6	0.4
Criminal Damage	5.9	5.3	4.7
Drug Offences	0.9	0.9	1.0
Other Offences	0.4	0.4	0.3

* Rate per 1,000 households

Source: Northumbria Police, TWRI.

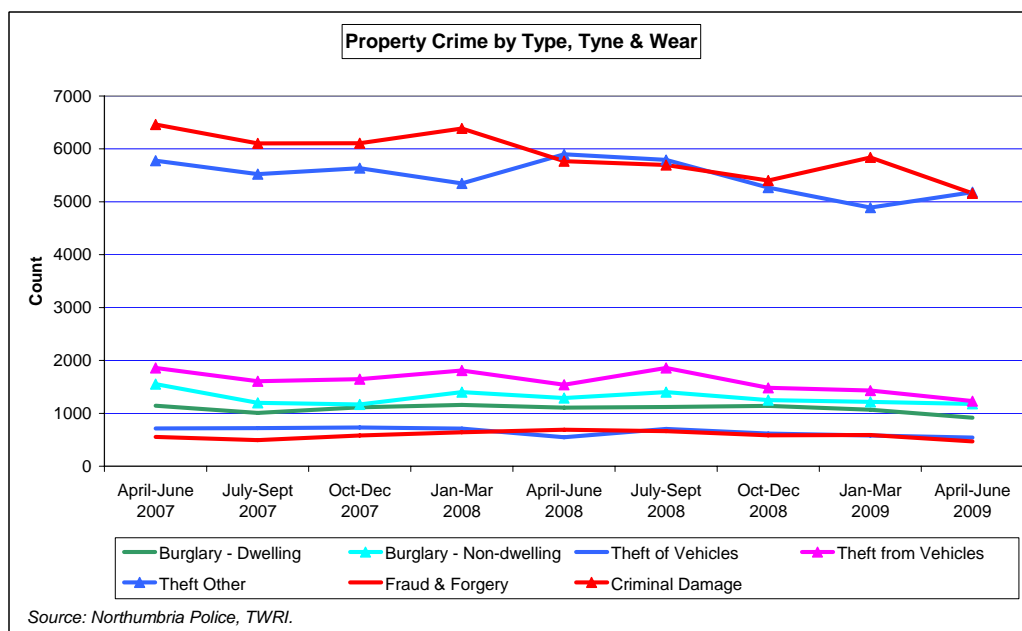
**Violent Crime
Q1 2007 – Q1 2009**

- Violent crime comprises Violence Against the Person (VAP), Sexual Offences and Robbery. VAP covers the whole spectrum of assaults from pushing and shoving, with no physical harm, to murder.
- Comparing Q1 2007 with Q1 2009, VAP fell by 830 (-18.6%), Sexual Offences by -9 (-4.1%) and Robbery by -60 (-29.3%).



**Property Crime
Q1 2007 – Q1 2009**

- Property crime covers the various ways that individuals, households or corporate bodies have their property damaged or are deprived of it by illegal means (or where there is intent to do so).
- Comparing Q1 2007 with Q1 2009, the largest fall in property crime types was for Criminal Damage, the largest percentage fall was for Theft from Vehicles.



TWRI produce quarterly 'traffic-lights' that give an overview of the trend in different crime group (British Crime Survey categories) in Tyne & Wear and its constituent Districts. During 2009, TWRI will be producing 'Victims' and 'Offender' profile reports covering 2008/09.

¹ The National Crime Recording Standard (NCRS) was adopted by all police forces in England and Wales in April 2002 in an effort to improve the consistency of police recording and to better reflect the demands made on the police by victims of crime.